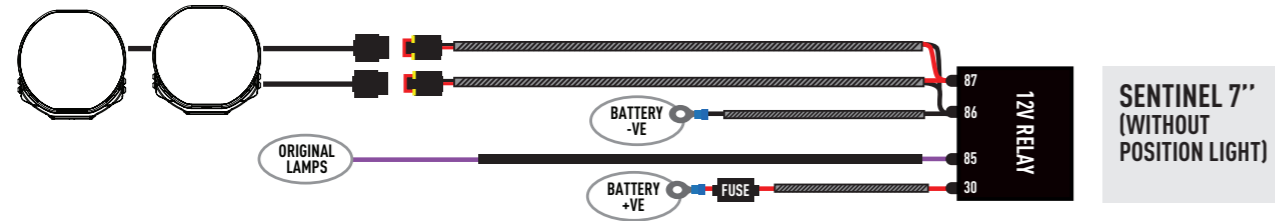
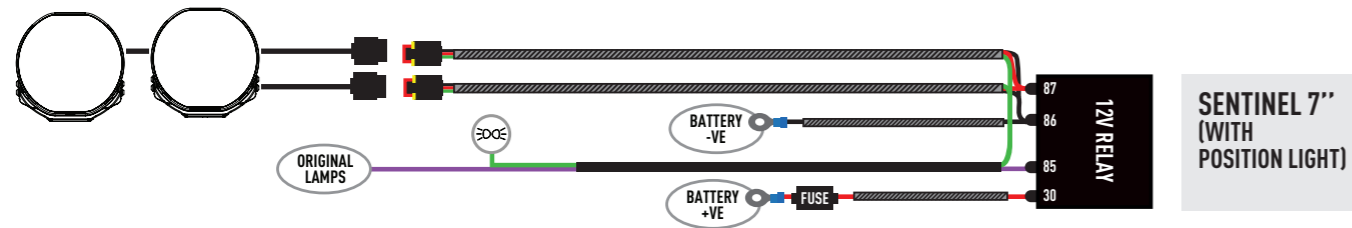


ELECTRICAL CONNECTION



LAMP CONNECTOR INFORMATION POSITION LIGHT FUNCTION (OPTIONAL)

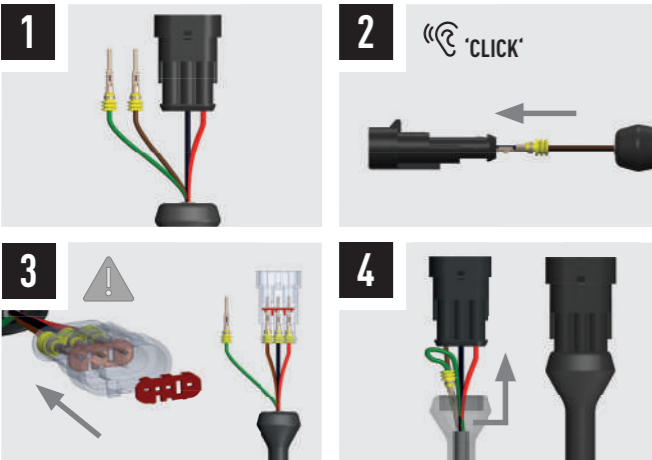



E9 UNECE REGULATIONS

Please scan the QR code to view all UNECE Certificates and information.



TORQUE VALUES



LAZER
HIGH PERFORMANCE LIGHTING

WWW.LAZERLAMPS.COM

We appreciate your purchase of a Lazer Lamps product, and value your feedback. If you would like to leave feedback on your Lazer experience, please head to the relevant product page on our website www.lazerlamps.com.

T +44 (0) 1992 677374
E sales@lazerlamps.com

Lazer Lamps Ltd, Calder House, Central Road
Harlow, Essex, CM20 2ST, UK

MADE IN THE UK /LAZERLAMPS

LAZER
HIGH PERFORMANCE LIGHTING

INEOS GRENADIER (2023+) SENTINEL 7" GRILLE KIT FITTING INSTRUCTIONS



WHAT'S INCLUDED

- 2x Grille Mounting Surround
- 4x Cutter Guides
- Anti-Theft Fasteners & Key
- Fitting Instructions

Additionally - Kit Includes:

- 2x Sentinel 7" LED Lights
- 1x Two-Lamp Wiring Kit

TOOLS REQUIRED



Hacksaw



Socket Set



Allen Key

SIZE 4

T25 / T30



Drill
Ø3.5mm



Wire
Cutters



Wire
Crimps



Plastic
Trim tools



SCAN THE QR CODE
FOR THE VIDEO
INSTALLATION
GUIDE.

INSTALLATION PROCESS

Install should be
completed with the
grille left on the
vehicle.

